



FORM PENGAJUAN KONTEN HAKI

No. Dokumen: SPT-15/PM-01/SOP-08/Form-02-Rev.0

DETAIL MATA KULIAH

Fakultas : Bisnis
Program Studi : Manajemen
Semester : 6
Kode Mata Kuliah : EM 803
Mata Kuliah : Fundamental of Investment
Dosen : Dr Florentina Kurniasari T., S.Sos., MBM

DEVELOPMENT TEAM

Ahli Materi : Dr Florentina Kurniasari T., S.Sos., MBM
Instructional Designer : Ahmad Arif, S.Pd
Videografer : Marcella Afra Henza, S.Ds
Desainer Grafis : MM Production

The screenshot shows a web browser window with two tabs: 'Invitation: Bimbingan Skripsi - Ev...' and 'Course: Fundamental of Investm...'. The address bar shows the URL 'dl.umn.ac.id/trial/course/view.php?id=45#section-2'. The page header is 'Digital Learning UMN' with a 'Helpcenter' link and 'Log in' and 'Create new account' buttons. A sidebar on the left lists course sessions from 'EM308' to 'Pertemuan ke 09 - Ana...'. The main content area features a banner for 'Pertemuan ke 02 - Investment Alternatives: Generic Principles' with a large green arrow pointing up and the text 'Week 02 INVESTMENT ALTERNATIVES: GENERIC PRINCIPLES ALL INVESTORS MUST KNOW'. Below the banner, a welcome message reads: 'Selamat datang dalam online learning Fundamental of Investment, dalam pertemuan ini Anda akan mempelajari Investment Alternatives: Generic Principles. Untuk lebih jelasnya, silahkan Anda pelajari materi di bawah ini.' A list of topics follows: 'Pendahuluan', '[Slide] Minggu 02- Investment Alternatives: Generic Principles', 'Obligasi', and 'Sekuritas'. At the bottom, a note says: 'Setelah Anda mempelajari materi, ikutilah Forum Diskusi, Tugas Online, dan Kuis di bawah ini untuk melengkapi dan'. The Windows taskbar at the bottom shows the search bar, system tray, and taskbar icons, with the date '17/02/2021' and time '9:43'.

Gambar 1. Pendahuluan masuk ke dalam pertemuan Ke-2. Investment Alternatives: Generic Principles All Investors Must Know

The screenshot shows a web browser window with two tabs: 'Invitation: Bimbingan Skripsi - Ev...' and 'Course: Fundamental of Investm...'. The address bar shows the URL 'dl.umn.ac.id/trial/course/view.php?id=45#section-2'. The page header is a dark blue bar with the 'Digital Learning UMN' logo, a menu icon, a 'Helpcenter' link, and 'Log in' and 'Create new account' buttons. A left sidebar lists course sections from 'EM308' to 'Pertemuan ke 09 - Ana...'. The main content area features a banner with a bar chart and the text 'GENERIC PRINCIPLES ALL INVESTORS MUST KNOW'. Below the banner, a welcome message states: 'Selamat datang dalam online learning Fundamental of Investment, dalam pertemuan ini Anda akan mempelajari Investment Alternatives: Generic Principles. Untuk lebih jelasnya, silahkan Anda pelajari materi di bawah ini.' A list of activities follows: 'Pendahuluan', '[Slide] Minggu 02- Investment Alternatives: Generic Principles', 'Obligasi', and 'Sekuritas'. A paragraph explains that after studying the material, users should participate in 'Forum Diskusi, Tugas Online, dan Kuis di bawah ini untuk melengkapi dan mengevaluasi kegiatan belajar Anda.' Below this are links for 'Forum Diskusi Pertemuan 02', 'Tugas Pertemuan 02', and 'Kuis Pertemuan 02'. A blue notification bar at the bottom of the content area reads: 'Not available unless: The activity Tugas Pertemuan 02 is marked complete'. The Windows taskbar at the bottom shows the search bar, system tray, and the date '17/02/2021'.

Gambar 2. Aktivitas Perkuliahan E-learning Investment Alternatives: Generic Principles All Investors Must Know (Minggu ke-2)

The image shows a screenshot of a digital learning platform interface. At the top, there is a navigation bar with the text "Digital Learning UMN" and "Helpcenter". Below this, a sidebar on the left lists course sections, including "Pertemuan ke 02 - Inv...". The main content area displays a PowerPoint presentation slide. The slide title is "[Slide] Minggu 02- Investment Alternatives: Generic Principles". The slide content includes the UMN logo, the title "Investment Alternatives: Generic Principles All Investors Must Know", the author "Dr. Florentina Kurniasari, S.Sos, M.B.M.", and the date "06/09/2020". The slide also features a diagram with the text "INVESTASI DI SEKURITAS (SURAT BERHARGA)" and "LANGSUNG (DIRECTLY)". The bottom of the slide has a footer with "2/59" and "INVESTASI DI SEKURITAS (SURAT BERHARGA)".

Gambar 3. Bahan Ajar Materi PPT Investment Alternatives: Generic Principles All Investors Must Know (Minggu ke-2)

Invitation: Bimbingan Skripsi - Ev x Obligasi x +

dl.umn.ac.id/trial/mod/hvp/view.php?id=4052

Digital Learning UMN Helpcenter Log in Create new account

Course Overview

SECTIONS

- 1 General >
- 2 Pertemuan ke 01 - Inv... >
- 3 Pertemuan ke 02 - Inv... v

- Pendahuluan
- [Slide] Minggu 02- Inve... v
- H-P Obligasi ✓
- H-P Sekuritas v
- Forum Diskusi Pertem... v
- Tugas Pertemuan 02 v

FUNDAMENTAL OF INVESTMENT EM-FDI-VHD-M02-P01-060121-V00

INVESTMENT ALTERNATIVES: GENERIC PRINCIPLES ALL INVESTORS MUST KNOW

OBLIGASI

0:00 / 10:53

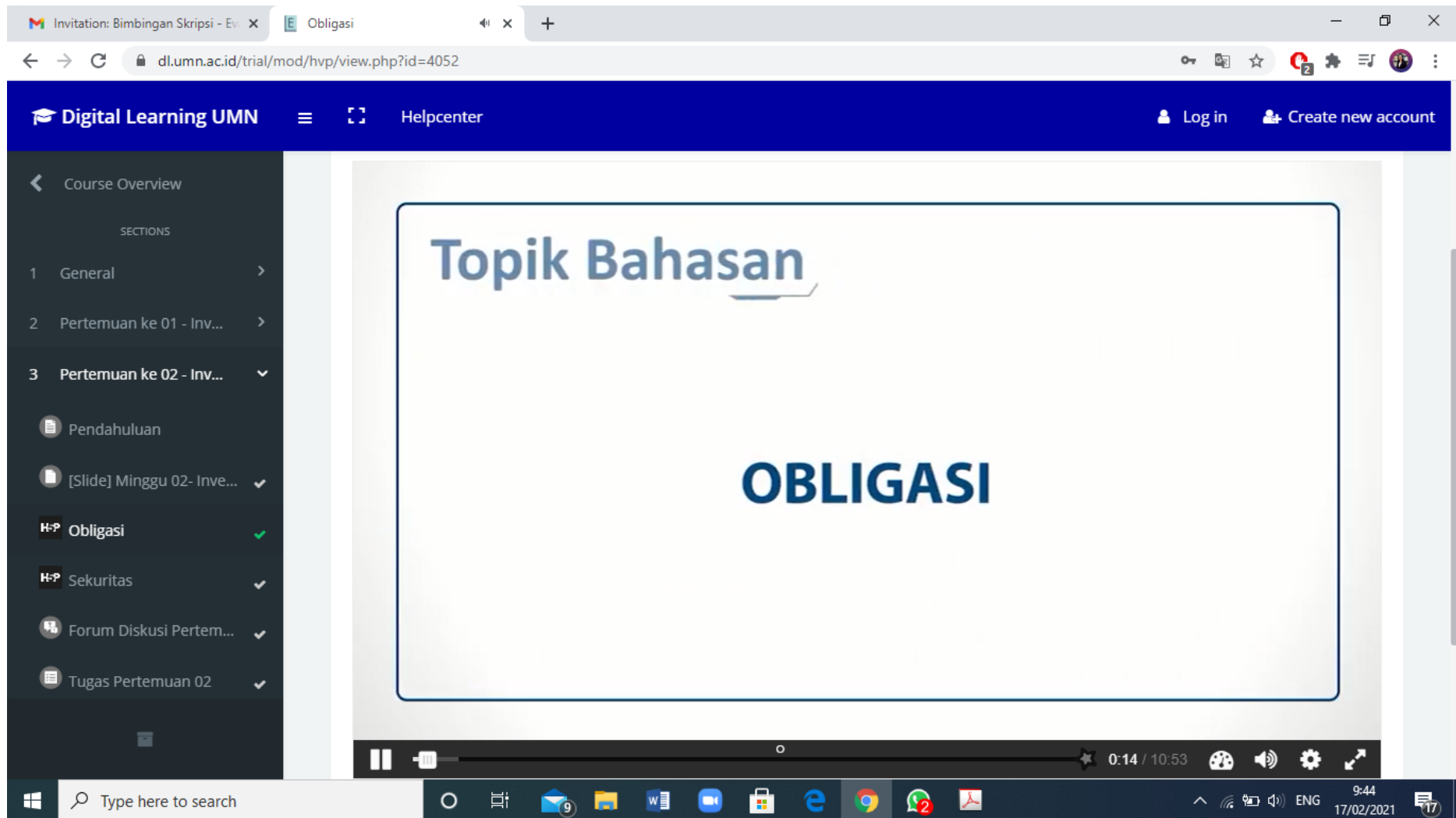
Type here to search

9:44 17/02/2021

Gambar 4. Screenshoot Video Pembelajaran- Part 1- Obligasi - Opening

The screenshot displays a web browser window with the URL dl.umn.ac.id/trial/mod/hvp/view.php?id=4052. The page header includes the logo for Digital Learning UMN, a Helpcenter link, and options for 'Log in' and 'Create new account'. A left-hand navigation menu lists course sections, with 'Obligasi' currently selected and marked with a green checkmark. The main content area features a video player showing a slide with the title 'Fundamental of Investment' and the course code 'EM803'. The slide includes a diagram with the following components: 'organization', 'management', 'account', 'result input', and 'finance'. The video player interface shows a progress bar at 0:10 / 10:53 and a YouTube logo in the bottom right corner. The Windows taskbar at the bottom indicates the time is 9:44 on 17/02/2021.

Gambar 5. Screenshoot Video Pembelajaran- Part 1- Obligasi - Opening



Gambar 6. Screenshoot Video Pembelajaran- Part 1- Obligasi - Opening

Invitation: Bimbingan Skripsi - Ev x Obligasi

dl.umn.ac.id/trial/mod/hvp/view.php?id=4052

Digital Learning UMN Helpcenter Log in Create new account

Course Overview

SECTIONS

- 1 General
- 2 Pertemuan ke 01 - Inv...
- 3 Pertemuan ke 02 - Inv...

- Pendahuluan
- [Slide] Minggu 02 - Inve...
- H-P Obligasi
- H-P Sekuritas
- Forum Diskusi Pertem...
- Tugas Pertemuan 02

EM FDI VHD M02 P01 060121 V00

UMN

Copy link

Florentina Kurniasari
Dosen Fundamental of Investment

YouTube

0:23 / 10:53

Type here to search

9:44 17/02/2021

Gambar 7. Screenshot Video Pembelajaran- Part 1- Obligasi – Perkenalan Dosen Pengampu

The screenshot displays a web browser window with the URL dl.umn.ac.id/trial/mod/hvp/view.php?id=4052. The page header identifies the platform as 'Digital Learning UMN' and includes navigation options like 'Helpcenter', 'Log in', and 'Create new account'. A dark sidebar on the left lists course sections, with 'Obligasi' highlighted in green. The main content area shows a video player with a slide that reads: **PRINSIP-PRINSIP DASAR INVESTASI**
Yang Harus Diketahui Oleh Seorang Investor. The slide also features an illustration of a woman in a business suit pointing at a screen displaying a document and coins. The video player controls at the bottom show a progress bar at 0:33 / 10:53 and a Windows taskbar with the date 17/02/2021 and time 9:44.

Gambar 8. Screenshot Video Pembelajaran- Part 1- Obligasi

The screenshot shows a web browser window displaying a video player. The browser's address bar shows the URL dl.umn.ac.id/trial/mod/hvp/view.php?id=4052. The page header includes the logo for Digital Learning UMN, a Helpcenter link, and options for 'Log in' and 'Create new account'. On the left, a sidebar menu lists course sections, with 'Obligasi' and 'Sekuritas' marked as completed. The video player itself shows a slide with the title 'MATERI YANG AKAN DIPELAJARI' (Topics to be Studied). The slide lists 'Obligasi' (Bonds) next to an image of a corporate bond and 'Sekuritas' (Securities) next to a line graph. A female instructor character is pointing at the slide. The video player interface includes a progress bar at 0:45 / 10:53 and a YouTube logo in the bottom right corner.

Gambar 9. Screenshot Video Pembelajaran- Part 1- Obligasi

Invitation: Bimbingan Skripsi - Ev x Obligasi

dl.umn.ac.id/trial/mod/hvp/view.php?id=4052

Digital Learning UMN Helpcenter Log in Create new account

Course Overview

SECTIONS

1 General >

2 Pertemuan ke 01 - Inv... >

3 Pertemuan ke 02 - Inv... >

Pendahuluan

[Slide] Minggu 02 - Inve... >

H-P Obligasi ✓

H-P Sekuritas ✓

Forum Diskusi Pertem... ✓

Tugas Pertemuan 02 ✓

INVESTASI DI SEKURITAS (SURAT BERHARGA)

The diagram illustrates two investment paths starting from a central 'Investing' icon (a line graph with an upward arrow and gold coins). The 'Directly' path leads to 'Investasi langsung dari investor ke seller', which includes 'Saham' and 'Obligasi'. The 'Indirectly' path leads to 'Investor mempercayakan dananya kepada pihak lain', which includes 'Reksadana' and 'Dana Pensiun'.

Investing

Directly

Investasi langsung dari investor ke seller

- Saham
- Obligasi

Indirectly

Investor mempercayakan dananya kepada pihak lain

- Reksadana
- Dana Pensiun

1:34 / 10:53

Type here to search

9:46 17/02/2021

Gambar 10. Screenshoot Video Pembelajaran- Part 1- Obligasi

The screenshot shows a video player within a web browser. The browser's address bar displays the URL `dl.umn.ac.id/trial/mod/hvp/view.php?id=4052`. The page header features the 'Digital Learning UMN' logo and navigation options like 'Helpcenter', 'Log in', and 'Create new account'. A sidebar on the left lists course sections, with 'Obligasi' currently selected. The video content is a slide titled 'ASSET FINANSIAL' with the following details:

- UMN** logo and ID: EM FDI VHD M02 P01 060121 V00
- Copy link** button
- Marketable**
 - ✓ Produk investasi diperjual belikan baik secara langsung atau melalui pihak broker.
 - ✓ Kunci utama adalah **investor memilih sendiri** produk investasinya.
 - Contoh:**
 - Saham
 - Obligasi
- Non Marketable**
 - ✓ Produk investasi dimiliki investor tidak secara langsung.
 - ✓ Kunci utama adalah **investor tidak bisa memilih sendiri** produk investasinya, namun hanya memiliki rekening di pihak pengelola.
 - Contoh:**
 - Tabungan
 - Deposito
 - Reksadana
 - Tabungan pensiun
 - Asuransi

The video player shows a progress bar at 2:56 / 10:53. The Windows taskbar at the bottom indicates the time is 9:47 on 17/02/2021.

Gambar 11. Screenshoot Video Pembelajaran- Part 1- Obligasi

The screenshot shows a web browser window displaying a video player. The browser's address bar shows the URL <https://dl.umn.ac.id/trial/mod/hvp/view.php?id=4052>. The video player interface includes a navigation menu on the left with options like 'Course Overview', 'SECTIONS', and 'Pertemuan ke 02 - Inv...'. The video content is a slide with a dark red background and the title 'INVESTASI DI SEKURITAS' in white. The slide features a hierarchical diagram of securities:

- Sekuritas** (Securities)
 - Sekuritas jangka pendek (Pasar uang)** (Short-term securities (Money market))
 - Sekuritas jangka panjang (Pasar modal)** (Long-term securities (Capital market))
 - Sekuritas di pasar obligasi** (Securities in the bond market)
 - Sekuritas di pasar ekuitas** (Securities in the equity market)
 - Sekuritas di pasar derivatif** (Securities in the derivatives market)
 - Reksadana** (Mutual funds)

The video player controls at the bottom show a progress bar at 3:19 / 10:53, a volume icon, and a settings icon. The Windows taskbar at the bottom displays the search bar, system tray, and various application icons.

Gambar 12. Screenshoot Video Pembelajaran- Part 1- Obligasi

Invitation: Bimbingan Skripsi - Ev x Obligasi x +

dl.umn.ac.id/trial/mod/hvp/view.php?id=4052

Digital Learning UMN Helpcenter Log in Create new account

Course Overview

SECTIONS

1 General >

2 Pertemuan ke 01 - Inv... >

3 Pertemuan ke 02 - Inv... v

Pendahuluan

[Slide] Minggu 02 - Inve... v

H-P Obligasi v

H-P Sekuritas v

Forum Diskusi Pertem... v

Tugas Pertemuan 02 v

EM FDI VHD M02 P01-060121 V00

SEKURITAS DI PASAR OBLIGASI

Copy link

- ✓ Surat utang atas pinjaman yang diterima oleh perusahaan penerbit obligasi dari masyarakat pemodal.
- ✓ Penerbitnya setuju untuk membayar sejumlah bunga tetap untuk jangka waktu tertentu.
- ✓ Membayar kembali seluruh pokoknya pada jatuh tempo.
- ✓ Obligasi merupakan salah satu jenis efek pendapatan tetap (*fixed income securities/fis*).

YouTube

3:54 / 10:53

Type here to search

9:48 17/02/2021

Gambar 13. Screenshoot Video Pembelajaran- Part 1- Obligasi

The screenshot shows a web browser window displaying a video player. The browser's address bar shows the URL <https://dl.umn.ac.id/trial/mod/hvp/view.php?id=4052>. The video player interface includes a navigation menu on the left with options like 'Course Overview', 'General', 'Pertemuan ke 01 - Inv...', 'Pertemuan ke 02 - Inv...', 'Pendahuluan', '[Slide] Minggu 02 - Inve...', 'Obligasi', 'Sekuritas', 'Forum Diskusi Pertem...', and 'Tugas Pertemuan 02'. The video content is a presentation slide titled 'KARAKTERISTIK OBLIGASI' (Characteristics of Bonds) from UMN. The slide lists three key features: 1. 'Nilai nominal (nominal value atau par value)' (Nominal value or par value), defined as the amount of Rupiah issued. 2. 'Kupon (coupon)', defined as interest paid regularly to investors. 3. 'Jatuh tempo (maturity)', defined as the date when the principal loan amount is repaid. The video player controls at the bottom show a progress bar at 4:39 / 10:53 and a Windows taskbar at the bottom with the date 17/02/2021 and time 9:48.

UMN

KARAKTERISTIK OBLIGASI

Nilai nominal (*nominal value* atau *par value*)
Besarnya nilai rupiah atas obligasi yang diterbitkan.

Kupon (*coupon*)
Kupon merupakan bunga yang dibayar secara reguler oleh penerbit obligasi kepada investornya.

Jatuh tempo (*maturity*)
Merupakan tanggal ketika pemegangnya akan menerima uang pokok pinjaman yang jumlahnya sebesar nilai nominalnya.

4:39 / 10:53

9:48
17/02/2021

Gambar 14. Screenshoot Video Pembelajaran- Part 1- Obligasi

The screenshot shows a web browser window displaying a video player. The browser's address bar shows the URL <https://dl.umn.ac.id/trial/mod/hvp/view.php?id=4052>. The video player interface includes a navigation menu on the left with options like 'Course Overview', 'General', 'Pertemuan ke 01 - Inv...', 'Pertemuan ke 02 - Inv...', 'Pendahuluan', '[Slide] Minggu 02 - Inve...', 'Obligasi', 'Sekuritas', 'Forum Diskusi Pertem...', and 'Tugas Pertemuan 02'. The video content is a slide with a dark red background and the UMN logo in the top left corner. The slide title is 'NILAI PERDAGANGAN OBLIGASI'. It lists three types of bonds:

- At Par Bond**: Obligasi yang diperdagangkan sesuai dengan nilai nominal/denominasi. (Accompanied by a yellow equals sign icon)
- At Premium Bond**: Harga pasar obligasi berada diatas nilai nominalnya. (Accompanied by a blue upward arrow icon)
- At Discount Bond**: Harga pasar obligasi dibawah nilai nominalnya. (Accompanied by a pink downward arrow icon)

The video player controls at the bottom show a progress bar at 5:14 / 10:53, a volume icon, and a settings icon. The Windows taskbar at the bottom displays the search bar, system tray, and various application icons. The system clock shows 9:48 on 17/02/2021.

Gambar 15. Screenshoot Video Pembelajaran- Part 1- Obligasi

The screenshot shows a web browser window displaying a video player. The browser's address bar shows the URL dl.umn.ac.id/trial/mod/hvp/view.php?id=4052. The page header includes the logo for Digital Learning UMN, a Helpcenter link, and options for 'Log in' and 'Create new account'. A sidebar on the left lists course sections, with 'Obligasi' highlighted. The video player displays a slide with the following content:

KLASIFIKASI OBLIGASI

- 1 Obligasi dilihat dari *issuer*-nya**
 - Obligasi pemerintah
 - Obligasi perusahaan milik negara (*stated owned company*)
 - Obligasi perusahaan swasta
- 2 Obligasi dilihat dari sistem pembayaran bunga**
 - *Coupon Bond*
Bunga dibayar secara *periodic*.
 - *Zero Coupon Bond*
Bunga dibayarkan sekaligus.

The video player interface includes a progress bar at 6:05 / 10:53 and a Windows taskbar at the bottom showing the time as 9:49 on 17/02/2021.

Gambar 16. Screenshoot Video Pembelajaran- Part 1- Obligasi

The screenshot shows a web browser window displaying a video player. The browser's address bar shows the URL dl.umn.ac.id/trial/mod/hvp/view.php?id=4052. The video player interface includes a navigation menu on the left with the following items: Course Overview, SECTIONS, 1 General, 2 Pertemuan ke 01 - Inv..., 3 Pertemuan ke 02 - Inv..., Pendahuluan, [Slide] Minggu 02- Inve..., H-P Obligasi (checked), H-P Sekuritas (checked), Forum Diskusi Pertem..., and Tugas Pertemuan 02 (checked). The video content is a slide titled "KLASIFIKASI OBLIGASI" with the UMN logo in the top left corner. The slide is divided into two numbered sections:

- 3 Obligasi dilihat dari tingkat bunga**
 - Obligasi bunga tetap (*fixed rate bond*)
 - Obligasi bunga mengambang (*floating rate bond*)
 - Obligasi bunga campuran (*mixed rate bond*)
- 4 Obligasi dilihat dari jaminannya**
 - Obligasi dengan jaminan (*secured bond*)
Ada *guarantor* atau jaminan aktiva tetap (hipotik).
 - Obligasi tanpa jaminan (*unsecured bond*)
Disebut juga *debentures*.

The video player controls at the bottom show a progress bar at 7:03 / 10:53, along with icons for play, volume, and settings. The Windows taskbar at the very bottom shows the search bar and several application icons.

Gambar 17. Screenshoot Video Pembelajaran- Part 1- Obligasi

The screenshot shows a web browser window displaying a video player. The browser's address bar shows the URL dl.umn.ac.id/trial/mod/hvp/view.php?id=4052. The video player interface includes a navigation menu on the left with items like 'Course Overview', 'General', 'Pertemuan ke 01 - Inv...', 'Pertemuan ke 02 - Inv...', 'Pendahuluan', '[Slide] Minggu 02- Inve...', 'Obligasi', 'Sekuritas', 'Forum Diskusi Pertem...', and 'Tugas Pertemuan 02'. The video content is a slide with a dark red background and white text. The slide title is 'KLASIFIKASI OBLIGASI' with the UMN logo in the top left corner. Section 5 is 'Obligasi dilihat dari tempat penerbitan/perdagangannya' and lists three types: 'Obligasi domestik (domestic bond)', 'Obligasi asing (foreign bond)', and 'Obligasi global (global bond)'. Section 6 is 'Obligasi dilihat dari rating' and lists two types: 'Investment-grade bond' (described as 'Layak untuk investasi (AAA, AA, dan A menurut standard & poor's)') and 'Non-investment grade bond' (described as 'Tidak masuk peringkat yang layak untuk investasi (BBB, BB, dan B menurut S&P)'). The video player controls at the bottom show a progress bar at 8:01 / 10:53, a volume icon, and a settings icon. The Windows taskbar at the very bottom shows the search bar and various application icons.

Invitation: Bimbingan Skripsi - Ev x Obligasi

dl.umn.ac.id/trial/mod/hvp/view.php?id=4052

Digital Learning UMN Helpcenter Log in Create new account

Course Overview

SECTIONS

1 General >

2 Pertemuan ke 01 - Inv... >

3 Pertemuan ke 02 - Inv... v

Pendahuluan

[Slide] Minggu 02- Inve... v

H-P Obligasi ✓

H-P Sekuritas ✓

Forum Diskusi Pertem... ✓

Tugas Pertemuan 02 ✓

KLASIFIKASI OBLIGASI

5 Obligasi dilihat dari tempat penerbitan/perdagangannya

- Obligasi domestik (*domestic bond*)
- Obligasi asing (*foreign bond*)
- Obligasi global (*global bond*)

6 Obligasi dilihat dari rating

- *Investment-grade bond*
Layak untuk investasi (AAA, AA, dan A menurut standard & poor's).
- *Non-investment grade bond*
Tidak masuk peringkat yang layak untuk investasi (BBB, BB, dan B menurut S&P).

8:01 / 10:53

Type here to search

9:50 17/02/2021

Gambar 18. Screenshoot Video Pembelajaran- Part 1- Obligasi

The screenshot shows a web browser window displaying a video player. The browser's address bar shows the URL dl.umn.ac.id/trial/mod/hvp/view.php?id=4052. The video player interface includes a navigation menu on the left with options like 'Course Overview', 'General', 'Pertemuan ke 01 - Inv...', 'Pertemuan ke 02 - Inv...', 'Pendahuluan', '[Slide] Minggu 02- Inve...', 'Obligasi', 'Sekuritas', 'Forum Diskusi Pertem...', and 'Tugas Pertemuan 02'. The video content is a slide with a dark red background and white text. The slide title is 'KLASIFIKASI OBLIGASI'. It contains two numbered sections:

- 7 Obligasi dilihat dari *call feature***
 - *Freely callable bond*
Dapat dibeli kembali oleh penerbitnya sebelum jatuh tempo.
 - *Non callable bond*
Tidak dapat dibeli kembali oleh penerbitnya sampai jatuh tempo.
 - *Deferred callable bond*
Kombinasi
- 8 Obligasi dilihat dari konversi**
 - Obligasi konversi (*convertible bond*)
Dapat dikonversi dengan saham.
 - Obligasi non konversi (*non convertible bond*)

The video player controls at the bottom show a progress bar at 9:08 / 10:53, along with icons for play, volume, and settings. The Windows taskbar at the very bottom shows the search bar and several application icons.

Gambar 19. Screenshoot Video Pembelajaran- Part 1- Obligasi

The screenshot shows a web browser window displaying a video player. The browser's address bar shows the URL dl.umn.ac.id/trial/mod/hvp/view.php?id=4052. The page header includes 'Digital Learning UMN' and 'Helpcenter'. The video player interface shows a slide with the following content:

KLASIFIKASI OBLIGASI

9 Obligasi dilihat dari kepemilikan

- Obligasi atas nama (*registered bond*)
Penerima bunga obligasi hanya yang namanya tercantum.
- Obligasi atas unjuk (*bearer bond*)

10 Obligasi dilihat dari masa jatuh tempo

- *Term bond* (obligasi berjangka)
Obligasi yang ditarik secara keseluruhan di akhir masa obligasi (*maturity*).

The video player controls at the bottom show a progress bar at 9:46 / 10:53, a volume icon, and a settings icon. The Windows taskbar at the bottom of the screen shows the date and time as 9:50 on 17/02/2021.

Gambar 20. Screenshoot Video Pembelajaran- Part 1- Obligasi

The screenshot shows a web browser window displaying a video player. The browser's address bar shows the URL <https://dl.umn.ac.id/trial/mod/hvp/view.php?id=4052>. The page header includes the logo for Digital Learning UMN and navigation links for 'Helpcenter', 'Log in', and 'Create new account'. A sidebar on the left lists course sections, with 'Obligasi' highlighted in green. The video player displays a slide with the UMN logo and the title 'RISIKO INVESTASI OBLIGASI'. The slide lists eight types of investment risks:

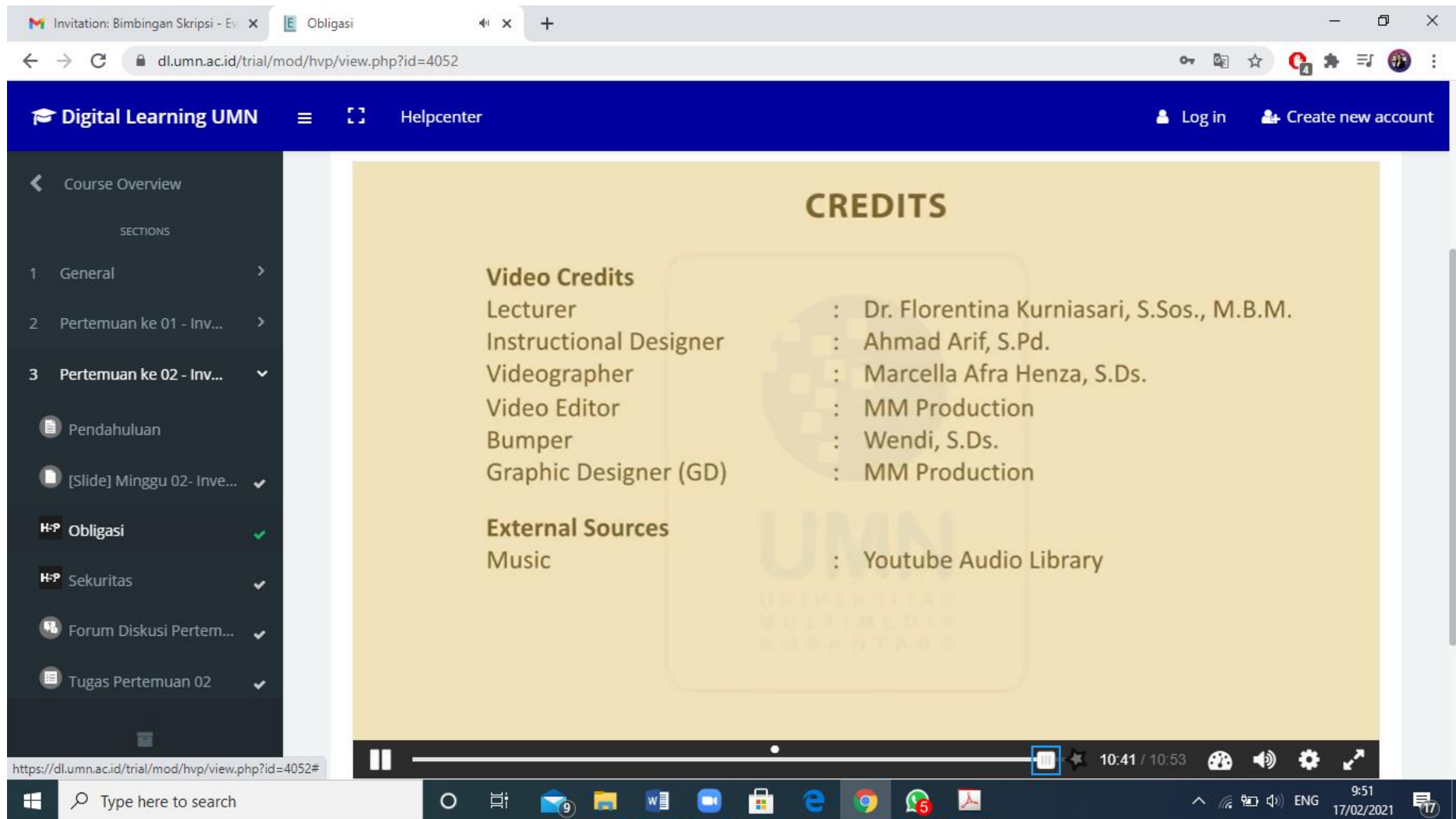
1. Risiko tingkat bunga pasar
2. Risiko daya beli
3. Risiko wanprestasi
4. Risiko likuiditas
5. Risiko jangka waktu jatuh tempo (*maturity risk*)
6. Risiko mata uang
7. *Political risk*
8. *Industry sector risk*

The video player interface includes a progress bar, a volume icon, and a timestamp of 10:31 / 10:53. The Windows taskbar at the bottom shows the search bar and various application icons, with the system tray displaying the time 9:50 and date 17/02/2021.

Gambar 21. Screenshoot Video Pembelajaran- Part 1- Obligasi

The screenshot shows a web browser window displaying a video player. The browser's address bar shows the URL <https://dl.umn.ac.id/trial/mod/hvp/view.php?id=4052>. The page header includes the logo for 'Digital Learning UMN' and navigation links for 'Helpcenter', 'Log in', and 'Create new account'. On the left side, there is a dark sidebar menu with a 'Course Overview' section and a list of 'SECTIONS'. The 'Obligasi' section is highlighted with a green checkmark. The main content area of the video player shows a slide with the title 'REFERENSI' and the text 'Charles P. Jones, Investments: Principles and Concepts, 11th Edition, John Wiley & Sons'. A faint watermark of the UMN logo is visible in the background of the slide. The video player controls at the bottom show a play button, a progress bar, and a timestamp of 10:39 / 10:53. The Windows taskbar at the bottom of the screen shows the search bar and several application icons, including the Start menu, search, task view, and various apps like Outlook, File Explorer, Word, Teams, and Edge. The system tray on the right shows the time as 9:51 on 17/02/2021 and the language set to ENG.

Gambar 22. Screenshoot Video Pembelajaran- Part 1- Obligasi



Gambar 23. Screenshot Credit Title Video Pembelajaran - Part 1- Obligasi

Invitation: Bimbingan Skripsi - Ev x Obligasi

dl.umn.ac.id/trial/mod/hvp/view.php?id=4052

Digital Learning UMN Helpcenter Log in Create new account

Course Overview

SECTIONS

1 General >

2 Pertemuan ke 01 - Inv... >

3 Pertemuan ke 02 - Inv... v

Pendahuluan

[Slide] Minggu 02- Inve... v

H:P Obligasi ✓

H:P Sekuritas v

Forum Diskusi Pertem... v

Tugas Pertemuan 02 v

CREDITS

Learning Management System

Administrator : Christian Orvin, S.Kom.

Technical Support : Christian Orvin, S.Kom.

Programmer : Patricko Franschay, S.Kom.
Steven Wijaya, S.Kom.

Web Designer : Marcia Devana, S.Ds.

Content Management Officer : Arabella Margaret Salim, S.Kom.

Section Credits

Graphic Designer:

Web Banner Designer : Marcella Giovani, S.Ds.

Thumbnail Designer : Marcella Giovani, S.Ds.

Presentation Designer : Marcella Giovani, S.Ds.

Instructional Designer : Ahmad Arif, S.Pd.

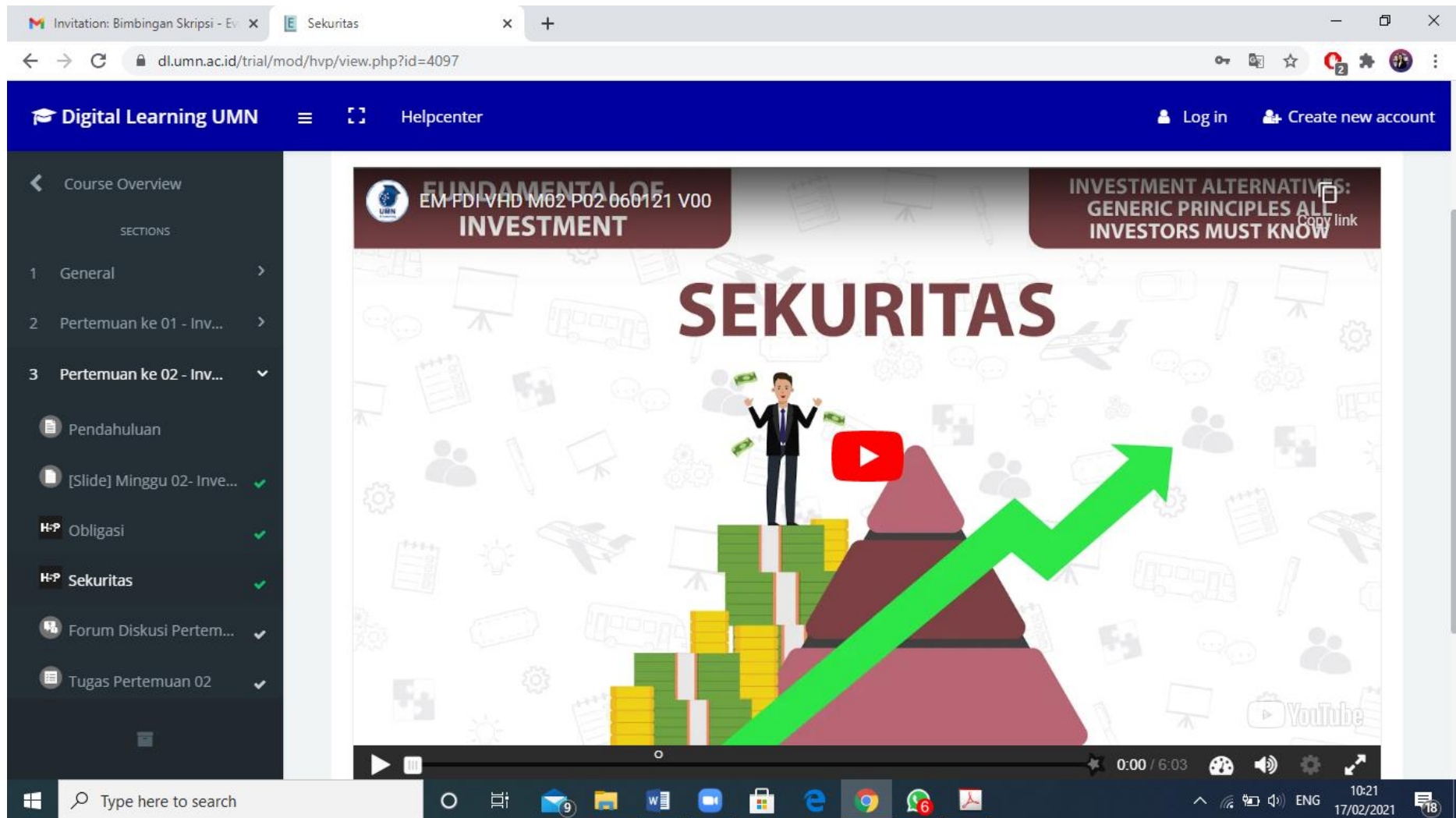
Managing Director : Riatun, S.Sos., M.I.kom.

10:44 / 10:53

Type here to search

9:51 17/02/2021

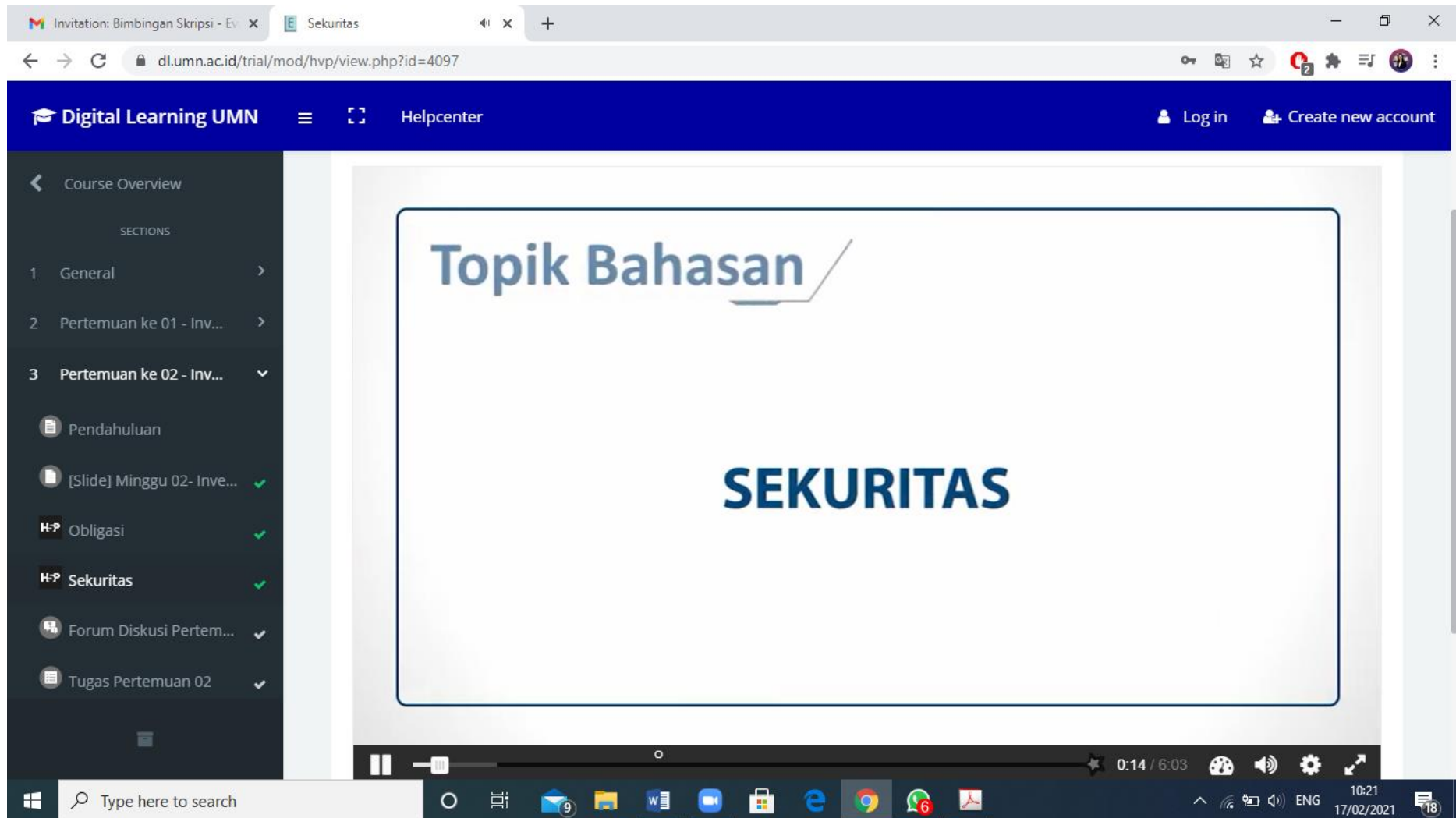
Gambar 24. Screenshoot Credit Title Video Pembelajaran - Part 1- Obligasi



Gambar 25. Screenshoot Video Pembelajaran- Part 2- Sekuritas– Opening

The screenshot displays a web browser window with a video player. The browser's address bar shows the URL `dl.umn.ac.id/trial/mod/hvp/view.php?id=4097`. The page header features the 'Digital Learning UMN' logo, a 'Helpcenter' link, and user options for 'Log in' and 'Create new account'. On the left, a dark sidebar provides a 'Course Overview' with a list of sections: '1 General', '2 Pertemuan ke 01 - Inv...', and '3 Pertemuan ke 02 - Inv...'. Under section 3, several items are listed with checkmarks: 'Pendahuluan', '[Slide] Minggu 02- Inve...', 'Obligasi', 'Sekuritas', 'Forum Diskusi Pertem...', and 'Tugas Pertemuan 02'. The main video player area shows a slide with the title 'Fundamental of Investment' and the course code 'EM803'. The slide content includes the words 'organization', 'management', 'account', 'result input', and 'finance' arranged around the central title. The video player interface at the bottom shows a progress bar at 0:10 / 6:03, along with standard playback controls and system tray icons for Windows, including the search bar and taskbar.

Gambar 26. Screenshoot Video Pembelajaran- Part 2- Sekuritas– Opening



Gambar 27. Screenshot Video Pembelajaran- Part 2- Sekuritas– Opening

The screenshot shows a web browser window displaying a video player. The browser's address bar shows the URL dl.umn.ac.id/trial/mod/hvp/view.php?id=4097. The page header includes the logo for Digital Learning UMN, a Helpcenter link, and options for 'Log in' and 'Create new account'. On the left side, there is a navigation menu with 'Course Overview' and a list of sections, including 'Pertemuan ke 02 - Inv...' which is currently selected. The main content area displays a video player with a slide titled 'SEKURITAS DI PASAR EKUITAS/SAHAM'. The slide features the UMN logo and a list of four items:

- 1 Saham Biasa
- 2 Saham Preferen
- 3 Bukti Right
- 4 Waran

The video player interface includes a progress bar at the bottom showing 0:34 / 6:03, and a Windows taskbar at the very bottom with the search bar and various application icons.

Gambar 28. Screenshoot Video Pembelajaran- Part 2- Sekuritas

The screenshot shows a web browser window displaying a video player. The browser's address bar shows the URL dl.umn.ac.id/trial/mod/hvp/view.php?id=4097. The page header includes the logo for Digital Learning UMN, a Helpcenter link, and options for 'Log in' and 'Create new account'. On the left side, there is a navigation menu with 'Course Overview' and a list of sections, including 'Saham Biasa (common stock)' and 'Saham preferen (preferred stock)'. The main content area displays a slide with the following text:

SEKURITAS DI PASAR EKUITAS/SAHAM

- 1 Saham Biasa (*common stock*)**
 - Menyatakan kepemilikan atau hak milik pada suatu perusahaan.
 - Pemegang saham biasa memiliki hak klaim atas penghasilan dan aktiva perusahaan berupa deviden.
- 2 Saham preferen (*preferred stock*)**
 - Dividen dibayarkan dalam jumlah tetap dan tidak pernah berubah dari waktu ke waktu.

The video player interface at the bottom shows a progress bar at 1:08 / 6:03, a search bar, and a Windows taskbar with various application icons and a system tray showing the date and time as 10:22 on 17/02/2021.

Gambar 29. Screenshoot Video Pembelajaran- Part 2- Sekuritas

The screenshot shows a web browser window displaying a video player. The browser's address bar shows the URL `dl.umn.ac.id/trial/mod/hvp/view.php?id=4097`. The page header includes the logo for Digital Learning UMN, a Helpcenter link, and options for 'Log in' and 'Create new account'. On the left, a navigation menu lists 'Course Overview' and 'SECTIONS' with items like 'General', 'Pertemuan ke 01 - Inv...', 'Pertemuan ke 02 - Inv...', 'Pendahuluan', '[Slide] Minggu 02 - Inve...', 'Obligasi', 'Sekuritas', 'Forum Diskusi Pertem...', and 'Tugas Pertemuan 02'. The video player displays a slide with the title 'SEKURITAS DI PASAR EKUITAS/SAHAM' and the course ID 'EM FDI VHD M02 P02 060121 V00'. The slide content is as follows:

3 **Bukti right**

- Bukti right atau hak memesan efek terlebih dahulu (HMETD) merupakan sekuritas yang memberikan hak kepada pemegang saham lama untuk membeli saham baru perusahaan pada harga (*exercise price*) yang telah ditetapkan selama periode tertentu.

4 **Waran (*warrant*)**

- Hak untuk membeli saham pada waktu dan harga yang sudah ditentukan sebelumnya.

The video player interface includes a play button, a progress bar at 1:42 / 6:03, and a YouTube logo in the bottom right corner. The Windows taskbar at the bottom shows the search bar and various application icons.

Gambar 30. Screenshoot Video Pembelajaran- Part 2- Sekuritas

The screenshot shows a web browser window displaying a video player. The browser's address bar shows the URL `dl.umn.ac.id/trial/mod/hvp/view.php?id=4097`. The page header includes the logo for Digital Learning UMN and navigation links for 'Helpcenter', 'Log in', and 'Create new account'. On the left, a sidebar menu lists course sections, with 'Sekuritas' currently selected. The video player displays a slide with the following content:

EM FDI VHD M02 P02 060121 V00

SEKURITAS DI PASAR DERIVATIF

Sekuritas derivatif adalah aset finansial yang **diturunkan dari saham dan obligasi** dan bukan dikeluarkan perusahaan atau pemerintah untuk mendapatkan dana.

Ada dua jenis hal yang penting dari sekuritas derivatif, yaitu:

1. Kontrak berjangka (*future contract*)
2. Kontrak opsi (*option contract*)

The video player interface includes a progress bar at the bottom showing 2:12 / 6:03, a YouTube logo, and a Windows taskbar at the very bottom with the date 17/02/2021 and time 10:24.

Gambar 31. Screenshoot Video Pembelajaran- Part 2- Sekuritas

The screenshot shows a web browser window displaying a video player. The browser's address bar shows the URL `dl.umn.ac.id/trial/mod/hvp/view.php?id=4097`. The page header includes 'Digital Learning UMN' and 'Helpcenter'. The video player interface shows a slide with the following content:

EM FDI VHD M02 P02 060121 V00

KONTRAK BERJANGKA (FUTURE CONTRACT)

- Kontrak berjangka merupakan suatu perjanjian yang dibuat hari ini yang mengharuskan adanya transaksi di masa mendatang.
- Ada dua jenis kontrak berjangka:
 1. Kontrak berjangka komoditas menggunakan *underlying asset* yang merupakan aset riil berupa barang-barang pertanian dan sumber daya alam.
 2. Kontrak berjangka finansial menggunakan *underlying asset* (atau dikenal dengan sebutan variabel pokok) yang merupakan efek seperti saham atau indeks saham.

The video player controls at the bottom show a progress bar at 2:52 / 6:03, a play button, and a YouTube logo. The Windows taskbar at the bottom displays the search bar and various application icons.

Gambar 32. Screenshoot Video Pembelajaran- Part 2- Sekuritas

The screenshot shows a web browser window displaying a video player. The browser's address bar shows the URL `dl.umn.ac.id/trial/mod/hvp/view.php?id=4097`. The page header includes the logo for Digital Learning UMN, a Helpcenter link, and buttons for 'Log in' and 'Create new account'. On the left, a navigation sidebar lists course sections, with 'Sekuritas' currently selected. The video player displays a slide with the following content:

EM FDI VHD M02 P02 060121 V00

KONTRAK OPSI

- Kontrak opsi adalah suatu perjanjian yang memberi pemiliknya hak untuk membeli atau menjual suatu aset tertentu pada harga tertentu selama waktu tertentu.
- Pemilik *call option* mempunyai hak untuk membeli aset induk atau aset acuan (*underlying asset*) pada harga tetap selama waktu tertentu.
- Pemilik *put option* mempunyai hak untuk menjual *underlying asset* pada harga tetap selama waktu tertentu.

The video player interface includes a progress bar at 3:40 / 6:03, a 'Copy link' button, and a YouTube logo. The Windows taskbar at the bottom shows the system tray with the date 17/02/2021 and time 10:25.

Gambar 33. Screenshoot Video Pembelajaran- Part 2- Sekuritas

The screenshot displays a web browser window with the URL dl.umn.ac.id/trial/mod/hvp/view.php?id=4097. The page header features the 'Digital Learning UMN' logo, a 'Helpcenter' link, and user options for 'Log in' and 'Create new account'. A left sidebar lists course sections, with 'Pertemuan ke 02 - Inv...' expanded to show items like 'Pendahuluan', '[Slide] Minggu 02- Inve...', 'Obligasi', 'Sekuritas', 'Forum Diskusi Pertem...', and 'Tugas Pertemuan 02'. The main content area is a video player showing a slide titled 'REKSA DANA' with the definition: 'Reksa dana adalah sekumpulan sekuritas yang dikelola oleh perusahaan investasi dan dijual kepada investor.' The video player includes a progress bar at 3:54 / 6:03 and a 'Copy link' button. The Windows taskbar at the bottom shows the search bar, system tray, and various application icons.

Gambar 34. Screenshoot Video Pembelajaran- Part 2- Sekuritas

Invitation: Bimbingan Skripsi - Ev x Sekuritas

dl.umn.ac.id/trial/mod/hvp/view.php?id=4097

Digital Learning UMN Helpcenter Log in Create new account

EM FDI VHD M02 P02 060121 V00 Copy link

JENIS REKSA DANA

1. Reksa dana pasar uang, merupakan reksa dana yang menginvestasikan dananya khusus pada berbagai jenis sekuritas di **pasar uang**.
2. Reksa dana pendapatan tetap, merupakan reksa dana yang **menginvestasikan dananya khusus pada portofolio obligasi**.
3. Reksa dana saham, merupakan reksa dana yang menginvestasikan dananya khusus pada portofolio **saham-saham perusahaan**.

YouTube

4:32 / 6:03

10:26 17/02/2021

Gambar 35. Screenshoot Video Pembelajaran- Part 2- Sekuritas

The screenshot shows a web browser window displaying a video player. The browser's address bar shows the URL `dl.umn.ac.id/trial/mod/hvp/view.php?id=4097`. The page header includes the 'Digital Learning UMN' logo and navigation links for 'Helpcenter', 'Log in', and 'Create new account'. A sidebar on the left lists course sections, with 'Sekuritas' highlighted. The video player displays a slide with the title 'JENIS REKSA DANA' and the following text:

EM FDI VHD M02 P02 060121 V00

JENIS REKSA DANA

4. Reksa dana campuran, merupakan reksa dana yang menginvestasikan dananya pada berbagai jenis sekuritas yang berbeda baik **di pasar modal maupun di pasar uang**.
5. Reksa dana terproteksi, merupakan reksa dana yang **memberikan proteksi atas nilai investasi awal investor** melalui mekanisme pengelolaan portofolio.

The video player interface includes a progress bar at 5:03 / 6:03, a 'Copy link' button, and a 'YouTube' logo. The Windows taskbar at the bottom shows the search bar and various application icons.

Gambar 36. Screenshoot Video Pembelajaran- Part 2- Sekuritas

Invitation: Bimbingan Skripsi - Ev x Sekuritas

dl.umn.ac.id/trial/mod/hvp/view.php?id=4097

Digital Learning UMN Helpcenter Log in Create new account

EM FDI VHD M02 P02 060121 V00

NILAI AKTIVA BERSIH REKSA DANA

Copy link

- ✓ Investor membeli reksa dana berdasarkan nilai aktiva bersih (NAB) per unit.
- ✓ Nilai NAB dihitung dari nilai pasar aktiva reksa dana (sekuritas, kas, dan seluruh pendapatan) dikurangi jumlah kewajiban.
- ✓ NAB per unit ini dihitung atau ditentukan setiap hari

$$\text{NAB per unit} = \frac{\text{NAB}}{\text{jumlah saham atau unit beredar}}$$

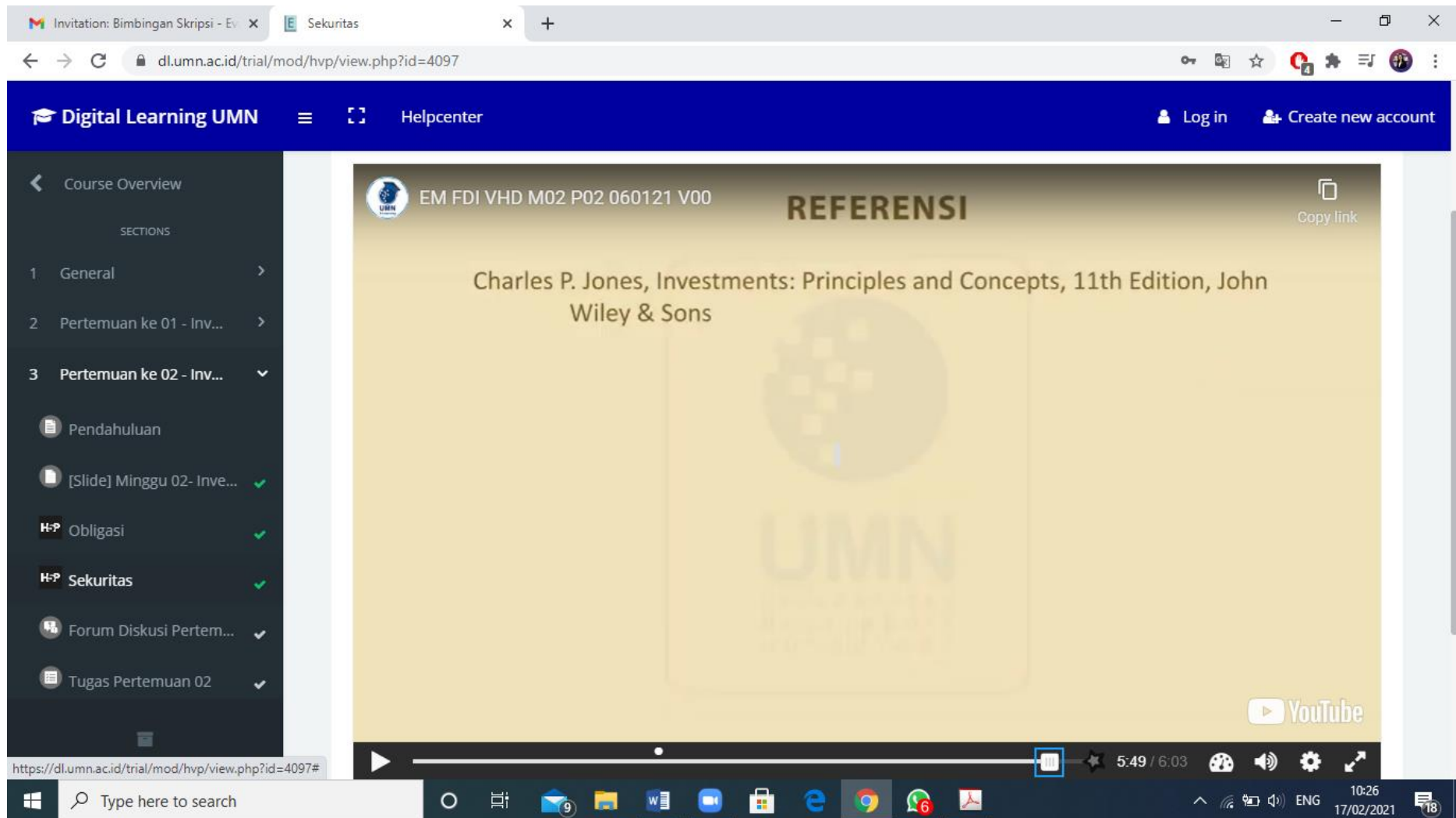
YouTube

5:42 / 6:03

Type here to search

10:26 17/02/2021

Gambar 37. Screenshoot Video Pembelajaran- Part 2- Sekuritas



Gambar 38. Screenshoot Video Pembelajaran- Part 2- Sekuritas

Pasar Modal Indonesia

dl.umn.ac.id/trial/mod/hvp/view.php?id=3937

Digital Learning UMN Helpcenter Log in Create new account

Course Overview

SECTIONS

1 General

2 Pertemuan ke 01 - Inv...

Pendahuluan

[Slide] Minggu 01- Inve...

Investasi

Pasar Modal Indonesia

Forum Diskusi Pertem...

Tugas Pertemuan 01

Kuis Pertemuan 01

CREDITS

Video Credits

Lecturer : Dr. Florentina Kurniasari, S.Sos., M.B.M.

Instructional Designer : Vina Rulina, S.Kep. Ners.

Videographer : Marcella Afra Henza, S.Ds.

Video Editor : MM Production

Bumper : Wendi, S.Ds.

Graphic Designer (GD) : MM Production

External Sources

Music : Youtube Audio Library

10:58 / 11:10

Type here to search

17:13 16/02/2021

Gambar 39. Screenshot Credit Title Video Pembelajaran - Part 2- Sekuritas

The screenshot shows a video player interface within a web browser. The browser's address bar displays the URL `dl.umn.ac.id/trial/mod/hvp/view.php?id=3937`. The page header includes the logo for Digital Learning UMN, a Helpcenter link, and options for 'Log in' and 'Create new account'. On the left, a dark sidebar contains a 'Course Overview' section with a list of course sections, including 'Pendahuluan', '[Slide] Minggu 01- Inve...', 'Investasi', 'Pasar Modal Indonesia', 'Forum Diskusi Pertem...', 'Tugas Pertemuan 01', and 'Kuis Pertemuan 01'. The main video player area displays a slide titled 'CREDITS' with the following text:

CREDITS

Learning Management System

Administrator : Christian Orvin, S.Kom.
Technical Support : Christian Orvin, S.Kom.
Programmer : Patricko Franschay, S.Kom.
Steven Wijaya, S.Kom.

Web Designer : Marcia Devana, S.Ds.
Content Management Officer : Arabella Margaret Salim, S.Kom.

Section Credits

Graphic Designer:

Web Banner Designer : Marcella Giovani, S.Ds.
Thumbnail Designer : Marcella Giovani, S.Ds.
Presentation Designer : Marcella Giovani, S.Ds.

Instructional Designer : Vina Rulina, S.Kep. Ners.
Managing Director : Riatun, S.Sos., M.I.kom.

The video player controls at the bottom show a progress bar at 11:01 / 11:10, a volume icon, a settings gear, and a share icon. The Windows taskbar at the very bottom shows the search bar and various application icons, with the system tray displaying the time 17:13 and date 16/02/2021.

Gambar 40. Screenshoot Credit Title Video Pembelajaran - Part 2- Sekuritas